




American Power Design, Inc.

"The best high voltage design solution"

P1 SERIES 1 WATT HIGH VOLTAGE DC/DC CONVERTERS



FEATURES

* Customer Selects Output Voltages

- * Outputs to 3000 Vdc
- * Miniature Size
- * High Reliability
- * 3500 Vdc Output Isolation
- * 60 kHz Switching Frequency
- * Low output Ripple
- * Extended Temperature Range
- * Continuous Short Circuit Protection

The P1 Series of miniature DC/DC converters offers a 3500 Vdc isolated high voltage output directly proportional to input voltage. Their small size, low output ripple, and extended temperature range make them ideally suited for limited space and performance critical applications. All models will tolerate a short circuit indefinitely.

ELECTRICAL SPECIFICATIONS

Voltage Accuracy	+/- 10%	Short Circuit Protection	Continuous
Input Regulation	Proportional	Input Filter	Low ESR Capacitor
Load Regulation	+/- 5% (Half to Full Load)	Efficiency	60% (typ.)
Output Ripple	< 0.5%	Switching Frequency	60 kHz
		Isolation	3500 Vdc

GENERAL SPECIFICATIONS

Temp. Stability.....	+/- 0.02%/°C	Temp. Derating	None
Temp. (Operating,Case)	-20 to +85°C	Cooling	Free-Air Convection
Temp. (Storage)	-40 to +100°C		

* All models designed to meet UL 60950
 * For RoHS Compliant part, add suffix /Y

PHYSICAL SPECIFICATIONS

Dimensions	1.5 x 1.5 x 0.63 inches	Case Material	Black Plastic
Weight	1.5 Oz		



American Power Design, Inc.

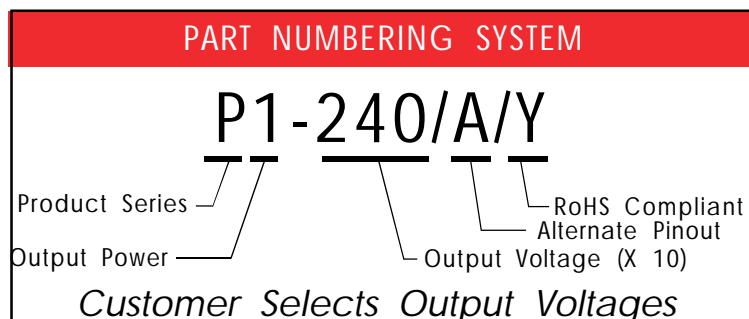
"The best high voltage design solution"

P1 SERIES 1 WATT HIGH VOLTAGE DC/DC CONVERTERS

REPRESENTATIVE MODEL LISTING					
MODEL NUMBER	INPUT SPECIFICATIONS		OUTPUT SPECIFICATIONS		
	VOLTAGE	CURRENT	VOLTAGE	RIPPLE	CURRENT
P1-10	4V - 12V	160 mA	33 - 100	.5V p-p	10.0 mA
P1-20	4V - 12V	160 mA	67 - 200	1V p-p	5.0 mA
P1-40	4V - 12V	160 mA	133 - 400	2V p-p	2.5 mA
P1-60	4V - 12V	160 mA	200 - 600	3V p-p	1.7 mA
P1-80	4V - 12V	160 mA	266 - 800	4V p-p	1.3 mA
P1-100	4V - 12V	160 mA	333 - 1000	4.7V p-p	1.0 mA
P1-120	4V - 12V	160 mA	400 - 1200	5.4V p-p	0.83 mA
P1-140	4V - 12V	160 mA	466 - 1400	6.5V p-p	0.71 mA
P1-160	4V - 12V	160 mA	533 - 1600	7V p-p	0.63 mA
P1-180	4V - 12V	160 mA	600 - 1800	8V p-p	0.56 mA
P1-200	4V - 12V	160 mA	666 - 2000	9V p-p	0.5 mA
P1-220	4V - 12V	160 mA	733 - 2200	10V p-p	0.45 mA
P1-240	4V - 12V	160 mA	800 - 2400	11V p-p	0.42 mA
P1-260	4V - 12V	160 mA	866 - 2600	12V p-p	0.38 mA
P1-280	4V - 12V	160 mA	933 - 2800	13V p-p	0.36 mA
P1-300	4V - 12V	160 mA	1000 - 3000	14V p-p	0.33 mA

* RoHS Compliant add suffix /Y

* Alternate Pinout add suffix /A

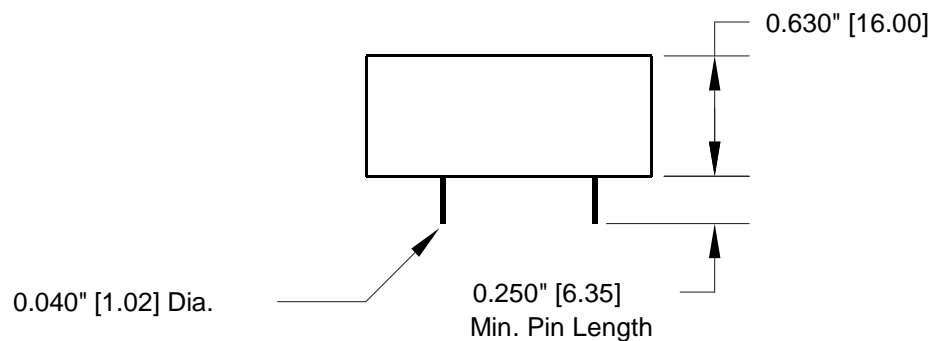
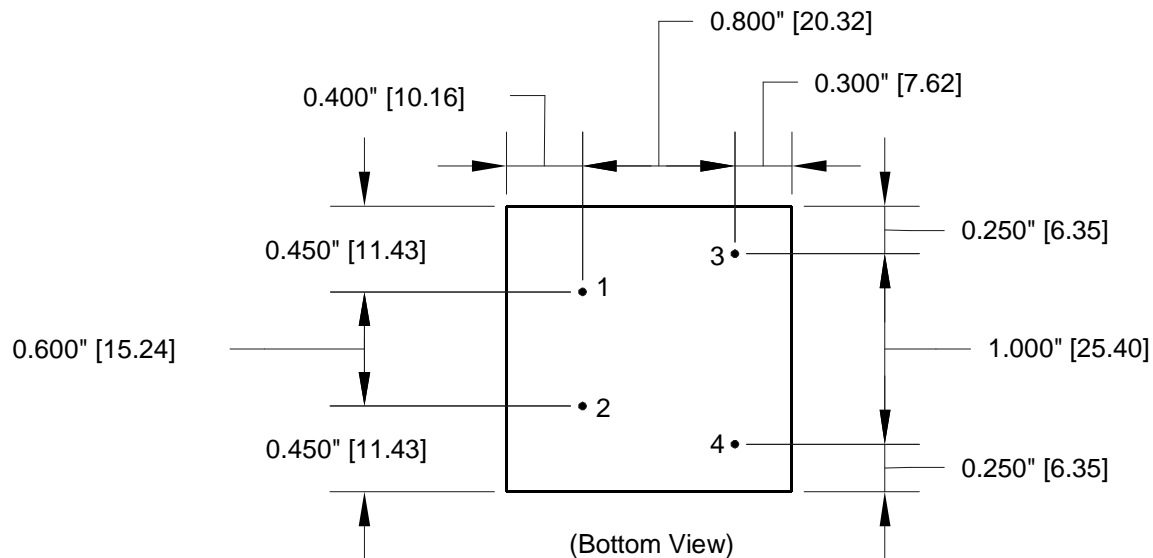




American Power Design, Inc.

"The best high voltage design solution"

P1 SERIES 1 WATT HIGH VOLTAGE DC/DC CONVERTERS



Pin #	Default Pinout
1	+ INPUT
2	- INPUT
3	- OUTPUT
4	+ OUTPUT

*Dimensions are in Inches
[Metric equivalents in brackets]*

Pin #	Alternate Pinout (/A)
1	+ INPUT
2	- INPUT
3	+ OUTPUT
4	- OUTPUT