



American Power Design, Inc.

"The best high voltage design solution"

M5 SERIES 5 WATT PROGRAMMABLE DC/DC CONVERTERS



FEATURES

- * Customer Selects Output Voltages
- * Outputs to 1000 Vdc
- * Fully Programmable Outputs
- * Low Profile
- * Single and Dual Outputs
- * Wide Input Ranges
- * 1000 Vdc Output Isolation
- * Continuous Short Circuit Protection
- * Economical

The M5 Series high voltage DC/DC converter offers 100% programmable single or dual high voltage outputs using a 0-5Vdc analog signal. Each model is enclosed in a 1" x 2" x 0.40" six-sided shielded copper case and has 1000Vdc of isolation allowing one model to be utilized for both positive or negative applications. All models will tolerate a short circuit indefinitely.

ELECTRICAL SPECIFICATIONS

Voltage Accuracy	+/-3%	Input Filter	Low ESR Capacitor
Line Regulation	+/- 2%	Efficiency	82% (typ.)
Load Regulation	+/- 3% (20% to full load)	Short Circuit Protection	Continuous
Output Ripple	< 0.3%	Switching Frequency	130 kHz
Reference Voltage	5Vdc @ 1mA	Isolation	1000 Vdc

* 18-36 Vdc input add suffix /A

GENERAL SPECIFICATIONS

Temp. Stability	+/-0.02%/°C	EMI/RFI.....	Six Sided Shield
Temp. (Operating , Case)	-25 to +70°C	Derating	None
Temp. (Storage)	-40 to +125°C	Cooling	Free-Air Convection

* All models designed to meet UL 60950

* For RoHS Compliant part, add suffix /Y

PHYSICAL SPECIFICATIONS

Dimensions	1 x 2 x 0.41 inches	Case Material	Nickel Plated Copper (With Non-Conductive Base Plate)
Weight	1.2 Oz		



American Power Design, Inc.

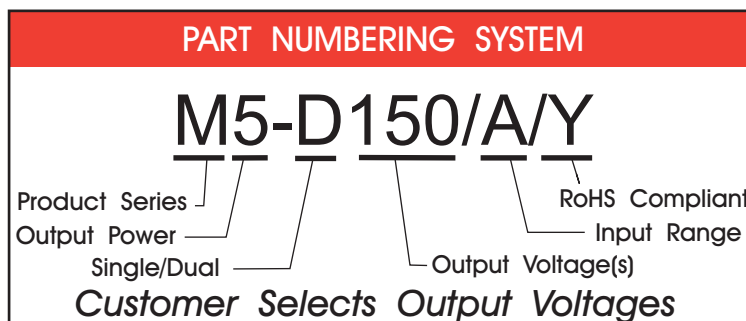
"The best high voltage design solution"

M5 SERIES 5 WATT PROGRAMMABLE DC/DC CONVERTERS

REPRESENTATIVE MODEL LISTING					
OUTPUT SPECIFICATIONS		MODEL NUMBER			
OUTPUT VOLTAGE	OUTPUT CURRENT	INPUT 10V - 20Vdc		INPUT 18V - 36Vdc	
		Single	Dual	Single	Dual
0-100Vdc	+/-25mA	M5-S100	M5-D100	M5-S100/A	M5-D100/A
0-200Vdc	+/-12mA	M5-S200	M5-D200	M5-S200/A	M5-D200/A
0-300Vdc	+/-8mA	M5-S300	M5-D300	M5-S300/A	M5-D300/A
0-400Vdc	+/-6mA	M5-S400	M5-D400	M5-S400/A	M5-D400/A
0-500Vdc	+/-5mA	M5-S500	M5-D500	M5-S500/A	M5-D500/A
0-600Vdc	8mA	M5-S600	N/A	M5-S600/A	N/A
0-800Vdc	6mA	M5-S800	N/A	M5-S800/A	N/A
0-900Vdc	5mA	M5-S900	N/A	M5-S900/A	N/A
0-1000Vdc	5mA	M5-S1000	N/A	M5-S1000/A	N/A

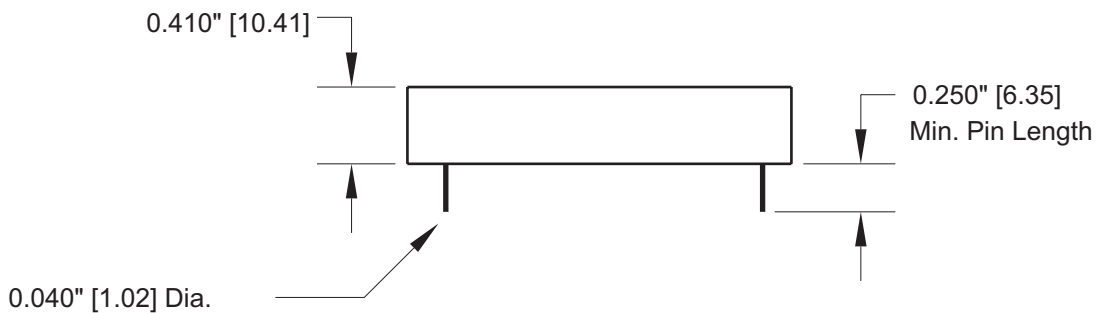
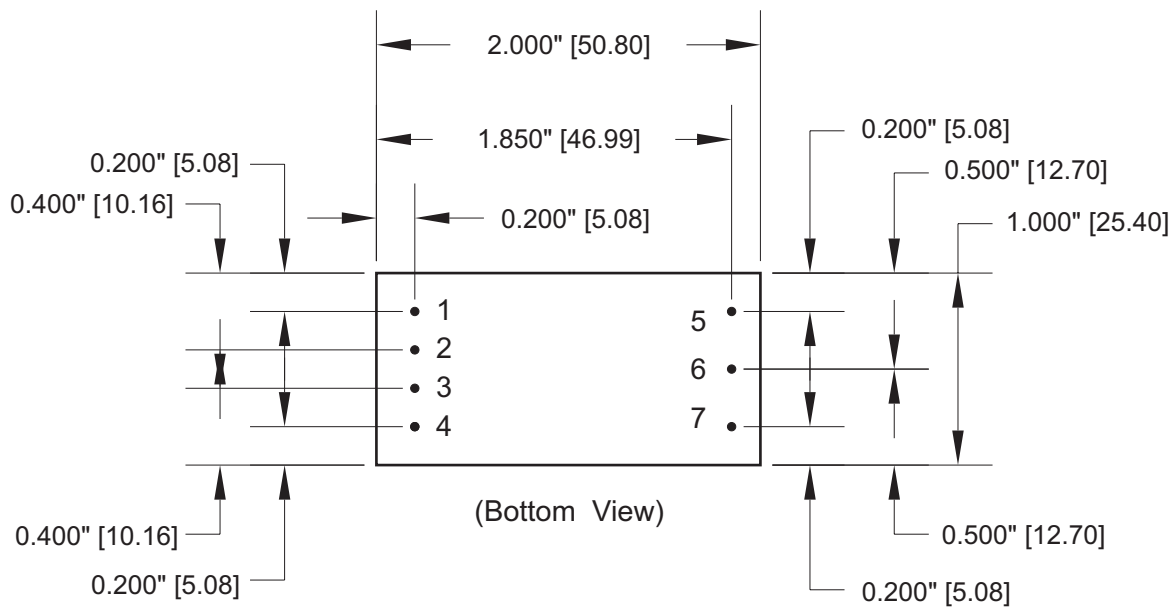
* 18-36 Vdc Input add suffix /A

* RoHS Compliant add suffix /Y





M5 SERIES 5 WATT PROGRAMMABLE DC/DC CONVERTERS



Pin #	Single	Dual
1	+ Input	+ Input
2	5V Ref	5V Ref
3	Control	Control
4	- Input	- Input
5	+ Output	+ Output
6	No Pin	Com
7	- Output	- Output

*Dimensions are in Inches
[Metric equivalents in brackets]*